




NDNQI[®]

**NATIONAL DATABASE
OF NURSING
QUALITY INDICATORS**

**TRANSFORMING
DATA
INTO
Quality
Care**





American Nurses Association

The American Nurses Association (ANA) is a full-service professional organization representing the interests of the nation's 2.7 million Registered Nurses through its constituent member associations and organizational affiliates. ANA initiated efforts to collect and evaluate nursing-sensitive indicators in the early 1990s and provides ongoing support for database development activities through the National Center for Nursing Quality.TM

A banner with the word 'TRANSFORM' in a serif font. The letters 'TRANS' are in dark blue and 'FORM' is in red. The banner has a slight shadow and is set against a background of a person's hands in a white lab coat.

University of Kansas School of Nursing

University of Kansas School of Nursing provides ongoing nursing-sensitive indicator consultation and research-based expertise to the NDNQI. Located in Kansas City, Kansas, the School of Nursing primarily conducts research on clinical and health policy topics in two areas — health care effectiveness and health behavior. It ranks among the top 35 nursing schools in the nation in National Institutes of Health funding for nursing research.



Transforming Data into Quality Care



NDNQI Today

In 1994 it was ANA's dream. Today, the National Database of Nursing Quality Indicators (NDNQI) is a growing success and one of the most powerful tools available to Nurse Executives.

This national database program has two primary goals:

- First, to provide comparative information to health care facilities for use in quality improvement activities.
- Second, to develop national data on the relationship between nurse staffing and patient outcomes.

NDNQI is Unique

It is succeeding in both of these goals.

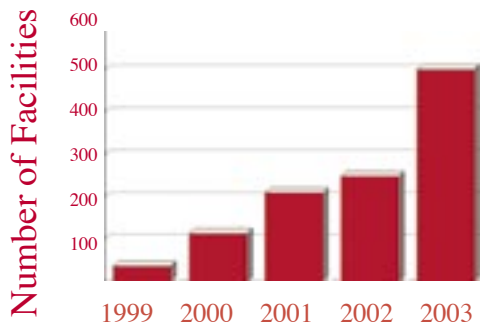
In fact, NDNQI is the only national unit-level tool available today for Nurse Executives and other health care professionals concerned with quality assurance.

Most important, participants see positive results: better staffing and better patient outcomes. For Nurse Executives, NDNQI can target nursing resources where they are most needed. Often this is also where they are most cost-effective.

A means to YOUR ends

NDNQI provides you with a quarter-by-quarter information stream that includes national averages for facilities of your size, significance tests, your percentile ranking, and other statistical information to help you assess staffing and patient outcomes.

NDNQI Growth



The database is growing and now includes hundreds of participating health care facilities. Also on the upswing are the kinds of data being collected. For example, patient outcome and nurse staffing data are currently collected on Critical Care, Step Down, Medical, Surgical, Medical/Surgical, Pediatric, Psychiatric and Rehabilitation units, with other units to be added in the future. Nurse satisfaction data are being collected from a wide variety of nursing units.

The data are collected according to strict standards, yet collaboration has been a key component in the successful growth of NDNQI. Participants can be part of the development process if they so choose.

NDNQI offers the ability to trend data. Instead of an isolated — and perhaps misleading — snapshot of performance, NDNQI provides participants with quarter-by-quarter and unit-by-unit comparisons of nursing care. This information stream clearly illustrates the value of nursing care.

Care is complex. The NDNQI data allow you — the nursing leadership of your facility — to mark progress, to understand and improve the care of patients and the work environment of nurses, to avoid costly complications, and to assist in marketing the quality of your efforts. By showing the value of nursing within your quality agenda, you send a strong message of caring for your patients and your nurses. You also have a valuable tool for retention of your nursing staff and recruitment of potential employees.



Useful Reports

NDNQI reports provide Nursing Executives with a method of comparing on a national basis such indicators as nurse staffing, falls, pressure ulcers, or nurse satisfaction on a unit-by-unit basis. Precisely because it is focused on nursing-sensitive indicators, NDNQI can be used on many levels.

For example, you can begin using the data as a basic quality improvement tool. You can draw ongoing comparisons with similar units of comparable size across the nation. You can use the information to help negotiate health plan contracts. There are just about as many ways to use this information as there are places where it is gathered.

Patient safety and quality care top the national health care agenda. NDNQI helps you demonstrate the link between nursing care and positive patient outcomes. It helps you and your facility by providing objective measures of quality that inform consumers, plan managers, employers, and legislators alike.

NDNQI provides meaningful data. It is national comparative data you can use to make a difference to your patients, your nurses, and your facility. Hospitals in the highly respected American Nurses Credentialing Center (ANCC) Magnet Recognition Program[®] participate in the NDNQI program, although many participating facilities are not Magnet Hospitals.

“With NDNQI we are able to establish targets for nurse-sensitive indicators with confidence that the data was collected with scientific rigor and will be consistently available. Longitudinal benchmarking with NDNQI data has been an invaluable addition to our resource planning process, performance improvement plan and provided the basis of our plan to meet the JCAHO standard on staffing effectiveness.”

— Daniel Deininger, RN, MS
Associate Chief Nurse, Nursing Systems
James A. Haley VA Hospital
Tampa, Florida

Benefits of quality data comparisons

- Quantifies elements of the quality of nursing care in your facility
- Assists nursing leaders in estimating the value of nursing in achieving high quality patient outcomes in a cost-effective manner
- Investigates the link between nurse staffing and quality of care
- Provides a valuable recruitment and retention tool for nurses and other staff members
- Offers data comparisons that can be leveraged during health plan contract negotiations
- Assists your hospital's marketing efforts in many ways

“The NDNQI national database has given our hospital the opportunity to compare our standards and statistics from hundreds of organizations across the country. The reports have been very helpful in benchmarking what we do and helps us find areas to improve.”

— Cecile Macasieb RN, MBA, MHA
Director of Clinical Operations
CHRISTUS St. Joseph Hospital
Houston, Texas

NDNQI Security

Your data are yours. The NDNQI program follows rigorous confidentiality protocols for participants. We use a specific series of procedures to ensure that your institutional identity will not be disclosed, nor your data revealed, through data transmission, data storage, or database reports.

The data are used for quality measurement and analytical comparisons for NDNQI participants. However, because there are obvious benefits to positive disclosures, some participants are considering publishing their own outcomes — and they are encouraged to do so.

Established in 1998 as part of the American Nurses Association's Safety and Quality Initiative, the program is



now administered by the University of Kansas School of Nursing. The NDNQI program is a part of ANA's National Center for Nursing Quality, which includes research, continuing education, and data resource activities. We invite you to become a participant in the database.

NDNQI Value

You may join the NDNQI at any time throughout the year. The participation fee is considered one of the best values for joining a national database project. Your fee is prorated beginning with the quarter of your first data submission.



NDNQI Implementation

The NDNQI program is easy to implement. We provide your site coordinator with the tools needed to accurately and efficiently record your data. After your data have been processed, you receive a customized report comparing your data to national data from health care facilities of similar size.

A few examples of NDNQI nursing-sensitive indicators

- Patient falls
- Pressure ulcers
- Staff mix
- Nursing hours per patient day
- RN job satisfaction
- RN education & certification

Joining NDNQI


1. Send in your signed NDNQI contract
2. Pay the participation fee
3. Complete site coordinator contact information

Getting Started

1. Use a friendly Web-based tutorial on how to collect and report your facility's data
2. Collect and report your first data
3. Receive and use your first report

“As the 14th Magnet Hospital in the country, North Carolina Baptist Hospital of Wake Forest University Baptist Medical Center began participating in the NDNQI database in the fall of 2000. Pressure Ulcer Prevalence is one of the quality indicators captured by the NDNQI. Participation in this survey promotes true ownership of patient skin care by our nurses and we are pleased to report a sustained decrease of hospital acquired pressure ulcers. Participation in the NDNQI provides essential benchmarking information which can be used to develop internal goals towards further improvement in patient outcomes.”

— A. Patricia Johnson, RN, MA.Ed, MA
Vice President, Operations, Chief Nurse Executive
North Carolina Baptist Hospital
Winston-Salem, North Carolina



Show your nursing staff you care... with NDNQI's *Nurse Satisfaction Survey*



The opportunity to conduct the NDNQI *Nurse Satisfaction Survey*® is one of many benefits of participation. This Web-based survey is included in the annual fees. You may choose to survey any or all of your nursing care units. You can register for the survey, prepare for the survey, collect data, monitor response rates, and obtain your report using the interactive Web site. This survey offers invaluable data to health care facilities interested in provid-

ing nurses with satisfying work environments. Perhaps most importantly, this survey can send a strong message of caring to your nurses.

“The NDNQI RN Satisfaction Web-based process is practical, easy to translate, and provides the best benchmarking opportunity available.”

— Marti Buffum, DNSc, APRN, BC, CS
Associate Chief, Nursing Service for Research
Veterans Affairs Medical Center
San Francisco, California



“Our organization has participated in the NDNQI for a full year. We have implemented quality initiatives to reduce pressure ulcer prevalence and patient falls. Now we have timely, benchmarked data to measure the impact of quality initiatives on patient outcomes.”

— Patricia L. Calvert, MSN, RN, CS
Clinical Nurse Specialist
Caritas Norwood Hospital
Norwood, Massachusetts



Magnet Nurses at Tom's River CMC in New Jersey


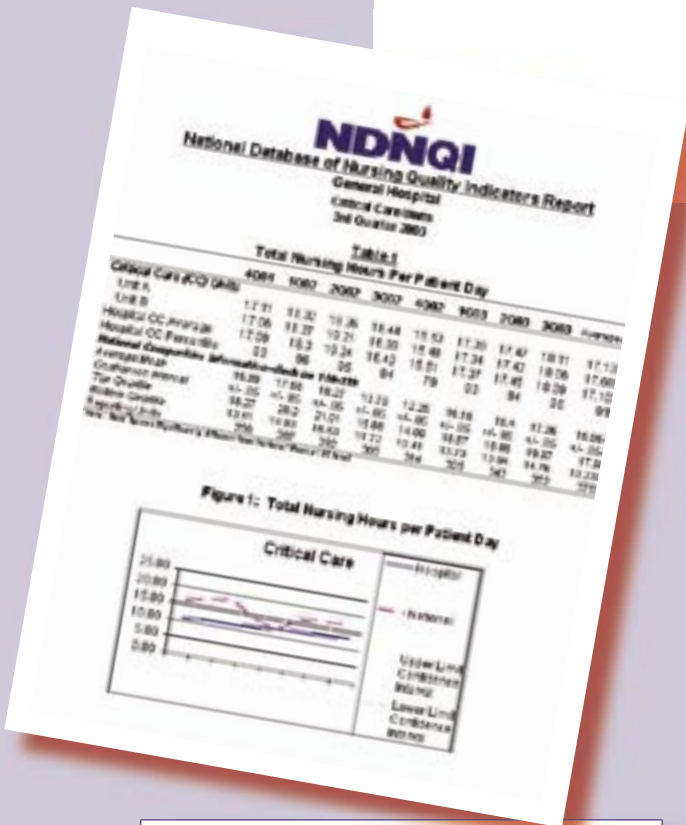
*Nurse staffing levels
impact
patient safety...*

“The committee finds evidence for the effect of nurse staffing levels on patient safety to be highly convincing. ...generalizing the results of hospital-wide staffing studies that combine data from all nursing units to the diverse patient care units within hospitals is inappropriate.”

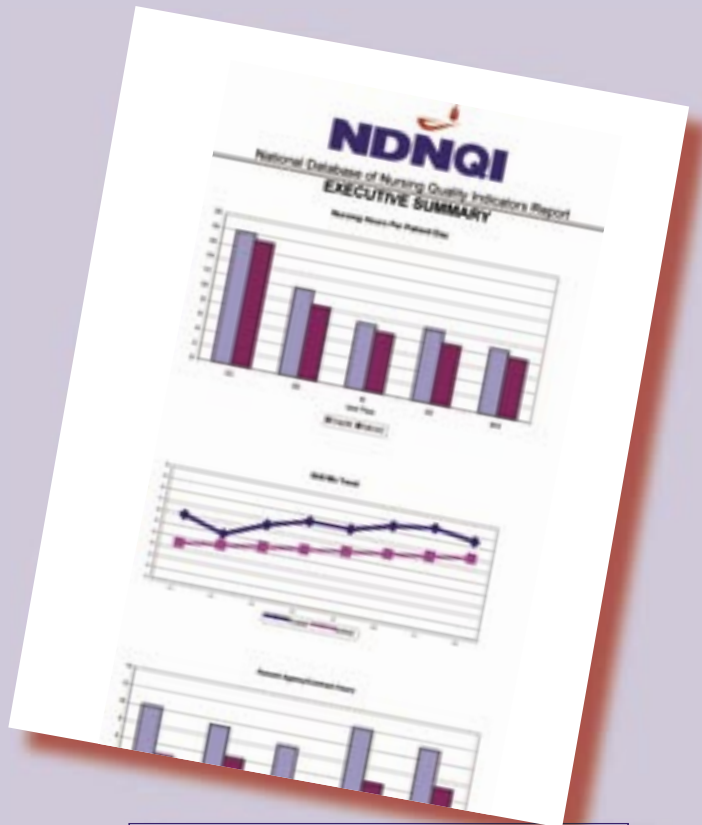
— *Keeping Patients Safe:
Transforming the Work Environment of Nurses*
Institutes of Medicine, National Academies Press
Washington, DC, 2004

“The NDNQI report is essential to our ongoing improvement efforts in patient care and safety. The early identification of unit-based indicators made it possible for us to specify appropriate benchmarks. Additionally, NDNQI quarterly and annual data provide for the capability of trending and evaluation.”

— Mary Hagle, PhD, RN, AOCN
 Center for Nursing Research & Practice
 Aurora Health Care



Quarterly Reports provide you with a comprehensive analysis of your data by unit and indicator, including valuable national averages.



Executive Summaries provide you with graphic representation of your data and national averages that are especially useful when presenting reports.

...specific
 unit level data
 are appropriate

FOR MORE...

VISIT THE NDNQI WEB SITE —

www.NursingQuality.org

CALL —

913.588.1691 (Voice)

913.588.7963 (TDD)

E-MAIL —

NDNQI@kumc.edu

WRITE —

NDNQI c/o

University of Kansas School of Nursing

Mail Stop — 4043

3901 Rainbow Boulevard

Kansas City, Kansas 66160

OR VISIT THE NURSING QUALITY

AREA OF ANA'S WEB SITE —

www.NursingWorld.org



NDNQI

**NATIONAL DATABASE
OF NURSING
QUALITY INDICATORS**

© 2004 American Nurses Association